



CLEANING AND CARE

of varnished wood floors



proffwoodcare.ch



VARNISHED WOODFLOORS

Lacquered floors are available in a range of finishes from ultra-matt to gloss. They are extremely resistant to abrasion and chemicals. To maintain these properties, it is important that lacquered wood floors are properly cleaned and maintained. When they are laid, dirt and moisture can penetrate the joints of factory-varnished, wood flooring. This area is not always fully protected due to the manufacturing process. Treatment with a wood polish containing wax varnishes and protects these fine joints.

With beech and maple flooring in particular, a good initial treatment with a waterless wax polish is essential.

KEEP YOUR FLOOR LOOKING BEAUTIFUL

Care for it properly

Conventional floor cleaners and care products can damage wood. Avoid this by using original PROFF Woodcare products for your wood floor. Varnished wood floors are easy to maintain. They require minimal but regular attention.

Avoid wood damage from microfibre cloths

Microfibre cloths are very popular for household cleaning. However, not all microfibre cloths are suitable for varnished wood floors as they can damage the surface. Please read the manufacturer's instructions.

Protect it from drying out

A minimum of 40 percent humidity is ideal for wood flooring. Especially in winter, however, heated rooms can often be drier than this. Humidifiers will help protect the floor from drying out.

Avoid scratches

We recommend using felt pads placed underneath your furniture. These help to prevent scratch marks appearing on the wood from moving chairs and other furniture.



CLEANING AND CARE

Varnished wood flooring is extremely hard wearing and easy to maintain. You can remove superficial dirt easily by vacuuming and dry-mopping. You can then **damp-mop** the floor using water and Lacquer Soap or Lacquer Care from PROFF Woodcare. Correct use of these specialist products will ensure optimum care.

FOR BEST RESULTS

MULTIMOPP

With cotton fringe and comfort-grip handle



BUCKET

red/blue with castors



LACQUER SOAP

For routine cleaning and care of varnished wood (matt to gloss finish), laminate and linoleum floors.



LACQUER CARE

For routine cleaning and care of ultra-matt varnished wood and vinyl flooring.



STEPS



1 Use a vacuum or cleaning cloths to clean the floor, removing dust and superficial dirt.



2 Mix the PROFF Wood-care Lacquer Soap in a ratio of 1:40 (100 ml to 4 l of water) or the Lacquer Care in a ratio of 1:80 (50 ml to 4 l water) with warm water.



3 Damp-mop the floor using the cotton-fringed multimopp pad (avoiding puddles).



4 For best results, rinse the mop in clean, warm water after every wipe to avoid spreading the absorbed dirt over the floor.



5 After cleaning and care, leave the floor to dry. Do not mop with clean water.

CLEANING AND CARE WITH THE PULU SPRAYMOPP

Varnished wood flooring is extremely hard wearing and easy to maintain. You can remove superficial dirt easily by vacuuming and dry-mopping. You can then **damp-mop** the floor using water and Lacquer Soap or Lacquer Care from PROFF Woodcare. Correct use of these specialist products will ensure optimum care.


FOR BEST RESULTS

PULU SPRAYMOPP


With 40 cm velcro head,
600 ml pressurised bottles
(blue and red)



MOP PAD



Mop pad for oiled wood
surfaces



Mop pad for vinyl and
varnished surfaces



Tile mop for ceramic surfaces

LACQUER SOAP

For routine cleaning and
care of varnished wood (matt
to gloss finish), laminate and
linoleum flooring.



LACQUER CARE


For routine cleaning and care
of ultra-matt varnished wood
and vinyl flooring.



STEPS



1 Use a vacuum or cleaning cloths to clean the floor, removing dust and superficial dirt.



2 Mix the PROFF Wood-care Lacquer Soap (1 cap to 1 full external bottle) or Lacquer Care (½ cap to 1 full external bottle) with warm water.



3 Press SoftTouch button to activate the Pulu Spraymopp spray.



4 Mop in direction of spray head.



5 After cleaning and care, leave the floor to dry. Do not mop with clean water.

CLEANING AND CARE FREQUENCY

Use the guide below to check how often you should clean and care for your wood floor at a glance. This will retain the original beauty and positive features of your floor for many years to come.

Note: this schedule is only intended as a guide. Actual cleaning requirements may vary depending on the environment.

	CLEANING AND CARE
FLOORS IN LOW-TRAFFIC AREAS Bedrooms	Every 6 weeks
FLOORS IN MEDIUM-TRAFFIC AREAS Hallways, office, living room	Every 4 weeks
FLOORS IN HIGH-TRAFFIC AREAS Kitchen, entrance, public building	Every 2 weeks



TESTED AND CERTIFIED

To ensure PROFF Woodcare products always meet the highest environmental standards, they undergo regular intensive testing. They are also certified by the following nationally and internationally accredited bodies.



EN 71-3

The migration of metals (As, Hg, Se, Cr, Sb, Cd, Pb, Ba) from the sample was tested to EN 71 Part 3 1995. No migration of the specified metals above the detection limit (10-50 ppm) was detected. All products for the home are therefore suitable for children's toys.



DIN 53 160

Testing was carried out in accordance with method B 82.10 from the official collection of test procedures according to Section 35 of the Foods and Other Commodities Act (adoption of German standard DIN 53 160). According to the results of the tests, the test strips applied to the various wood coatings showed no discernible colouring. The wood coatings are therefore resistant to saliva and sweat.

MINERGIE-ECO® Minergie-Eco®

Products with this ecolabel meet the Minergie-Eco® requirements for good environmental, living and working quality. The criteria cover pollutant-free indoor spaces, for example, as well as low environmental impact and the conservation of resources from manufacture to disposal.



VOC-free

Some solids or liquids emit volatile organic compounds (VOCs) that can cause symptoms such as headaches in extreme cases. VOC-free products have been proven to be exempt from such substances.

General importer

Holzplatten AG
Weberrütistrasse 10
8833 Samstagern
T 044 7869060



