




Cleaning and caring

for vinyl, linoleum and PU flooring



proffwoodcare.ch

Vinyl flooring

Durable – one of the key benefits of vinyl flooring is its resistance to scratches, stains and moisture. It can withstand more intensive use, and spilled food and drinks are easy to wipe up.

It is quiet – its elasticity means that it absorbs the sound of footsteps etc. better than laminate, for example. Vinyl flooring is also warmer underfoot than laminate, and especially tiles.

It is moisture resistant, making it suitable for use in the bathroom.

Keep your floor looking beautiful

Care for it properly

Vinyl flooring is typically very easy to maintain. Important: do not use abrasive cleaners such as powder cleaners or detergents, or cleaning sponges and cloths with a rough, abrasive surface to clean your vinyl floor. These can scratch the vinyl and damage the sealant. Oil-based soaps and waxes are not suitable for use on vinyl floors. Soaps and waxes that leave a film will tarnish the appearance and trap grime. Solvent cleaners are also unsuitable as these will discolour the surface. When you clean your floor, always damp-mop.

Avoid scratches

We recommend the use of felt pads underneath your furniture. These help to prevent scratch marks appearing on the vinyl from moving chairs and other furniture.



Cleaning and care

Vinyl flooring is extremely hard-wearing and easy to look after. You can remove superficial dirt easily by vacuuming and dry-mopping. You can then **damp-mop** the floor using water and HP Vinyl Care matt or HP PU Cleaner from PROFF Woodcare. Correct use of these specialist products will ensure optimum care.

Required accessories

Multimop

With cotton fringe and comfort-grip handle



Bucket

Red/blue with castors



HP Vinyl Care matt

For the care and maintenance of vinyl flooring



HP PU Cleaner

For cleaning vinyl flooring



Spot Remover Spray

Removes coffee, tea, grease and red wine stains, etc.




Steps



1 Use a vacuum or cleaning cloths to clean the floor, removing dust and superficial dirt.




2 Mix the HP Vinyl Care matt (between 1:100 and 1:200) or the HP PU Cleaner (between 1:10 to 1:200) with warm water.



3 Mop the floor (avoid pooling) using the cotton-fringed multimop pad.



4 For best results, rinse the mop in clean, warm water after every wipe to avoid spreading the absorbed dirt over the floor.



5 After cleaning and care, leave the floor to dry. Do not mop with clean water.

Cleaning and care with the PULU Spray Mop

Vinyl flooring is extremely hard-wearing and easy to look after. You can remove superficial dirt easily by vacuuming and dry-mopping. You can then **damp-mop** the floor using water and HP Vinyl Care matt or HP PU Cleaner from PROFF Woodcare. Correct use of these specialist products will ensure optimum care.


Required accessories

PULU Spray Mop


With 40 cm Velcro head, 600 ml pressurised bottles (blue and red)



Mop



Mop pad for oiled surfaces



Mop pad for vinyl and varnished surfaces



Tile mop for ceramic surfaces

HP Vinyl Care matt

For the care and maintenance of vinyl flooring



HP PU Cleaner

For cleaning vinyl flooring



Spot Remover Spray

Removes coffee, tea, grease and red wine stains, etc.



Steps



1 Use a vacuum or cleaning cloths to clean the floor, removing dust and superficial dirt.



2 Mix the HP Vinyl Care matt (between 1:100 and 1:200) or the HP PU Cleaner (between 1:10 to 1:200) with warm water.



3 Press SoftTouch button to activate the PULU Spray Mop spray.



4 Mop in direction of spray head.



5 After cleaning and care, leave the floor to dry. Do not mop with clean water.

Cleaning and care frequency

Use the guide below to check, at a glance, how often you should clean and care for your vinyl flooring. This will retain the original beauty and positive features of your floor for many years to come.

Note: this schedule is only intended as a guide. Actual cleaning requirements may vary depending on the environment.

	Cleaning and care
Floors in low-traffic areas Bedrooms	Every 6 weeks
Floors in medium-traffic areas Hallways, office, living room	Every 4 weeks
Floors in high-traffic areas Kitchen, entrance, public building	Every 2 weeks



Tested and certified

To ensure PROFF Woodcare products always meet the highest environmental standards, they undergo regular intensive testing. They are also certified by the following nationally and internationally accredited bodies.



EN 71-3

The migration of metals (As, Hg, Se, Cr, Sb, Cd, Pb, Ba) from the sample was tested to EN 71 Part 3 1995. No migration of the specified metals above the detection limit (10–50 ppm) was detected. All products for the home are therefore suitable for children's toys.



DIN 53 160

Testing was carried out in accordance with method B 82.10 from the official collection of test procedures according to Section 35 of the German Foods and Other Commodities Act (adoption of German standard DIN 53 160). According to the results of the tests, the test strips applied to the various wood coatings showed no discernible colouring. The wood coatings are therefore resistant to saliva and sweat.



VOC-free

Volatile organic compounds (VOCs) are released into the air by certain solvent-based solids or liquids and can cause symptoms such as headaches in extreme situations. VOC-free products have been proven to be free from such substances.

General importer
Holzplatten AG
Weberrütistrasse 10
8833 Samstagern
T 044 7869060


How to protect your floor

Chairfixx for cantilever chairs

For all tubular frame chairs

For hard floors

Ø12–25 mm



Footclick 2

For all chair and table legs made from wood or plastic

For hard floors

Ø12–25 mm



Footfixx with floor

Insertable floor protector for hollow tubular chair legs

For hard floors

Small, medium, large

Ø10–34 mm



Screw-in wood-floor protector

For all wooden chair and table legs

For hard floors

Ø28–34 mm



Multifixx

Universal for all furniture types

For hard floors

50 x 26 mm/35 x 18 mm




Threadfixx screw-in floor protector

For all chairs with screw thread

For hard floors

Thread M6 x 14 mm/M8 x 15 mm/M10 x 16 mm

Ø35 mm





PROFF
WOODCARE